

El Malpais National Monument

A Summary of Economic Performance in the Surrounding Communities



El Malpais National Monument, Photo: NPS

BACKGROUND

The 114,000 acre El Malpais National Monument was created in 1987 to protect the landscape that was created by volcanic forces during the past million years. Located in Cibola County, New Mexico the monument is managed by the National Park Service.

PUBLIC ACCESS AND USE OF THE MONUMENT

The monument offers all forms of recreation from scenic drives and overlooks to strenuous trails and rugged backcountry. Each year, El Malpais attracts thousands of visitors who hike, camp, and explore this unique area.

TRAVEL AND TOURISM

Travel and tourism is important to communities in Cibola County, representing about 32% of total provagte wage and salary employment, or 1,842 jobs, in 2008. In New Mexico, the Outdoor Industry Foundation reports that recreation contributes more than \$3.8 billion annually to the state's economy.⁶

SUMMARY FINDINGS

Research shows that conserving public lands like the El Malpais National Monument helps to safeguard and highlight amenities that draw new residents, tourists, and businesses to surrounding communities.¹

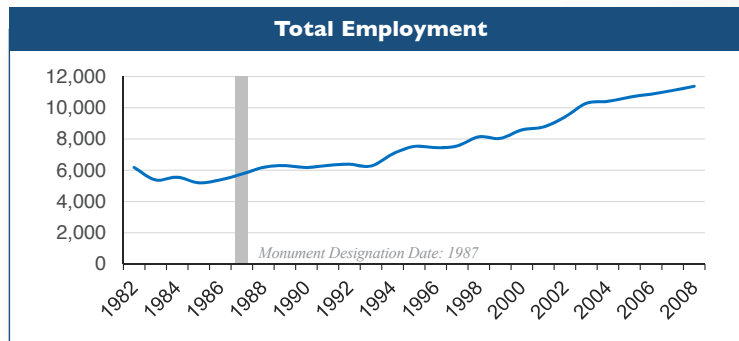
Western counties with protected public lands, like national monuments, have been more successful at attracting fast-growing economic sectors and as a result grow more quickly, on average, than counties without protected public lands.² In addition, protected natural amenities—such as the pristine scenery found at El Malpais—also help sustain property values and attract new investment.³

ECONOMY GROWS AFTER DESIGNATION

The communities in Cibola County, New Mexico neighboring the El Malpais National Monument experienced strong growth after the 1987 designation of the monument, reversing declines in the earlier 1980s.

From 1987 to 2008, in Cibola County:⁴

- Population grew by 15%
- Real personal income grew by 92%
- Jobs grew by 98%
- Real per capita income grew by 67%

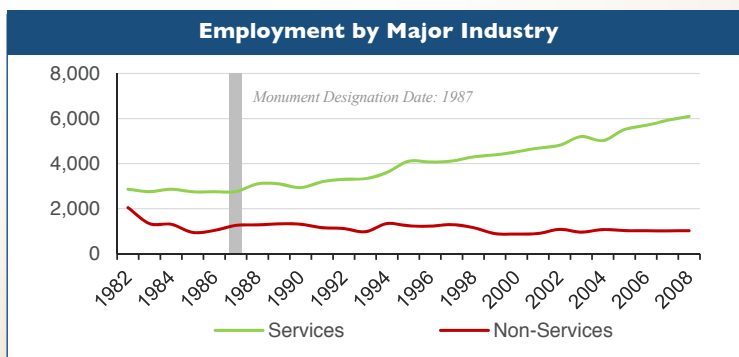


SERVICES JOBS INCREASING ACROSS THE BOARD

Services jobs—such as doctors, engineers, and teachers—account for the majority of employment growth in Cibola County in recent decades. Services jobs are increasingly mobile, and many entrepreneurs locate their businesses in areas with a high quality of life.

From 1987 to 2008, in Cibola County:⁵

- Services grew from 2,763 to 6,095 jobs, a 121% increase
- Non-Services shrank from 1,262 to 1,027 jobs, a 19% decrease





El Malpais National Monument, Photo: NPS

THE COMMUNITIES IN CIBOLA COUNTY NEIGHBORING THE EL MALPAIS NATIONAL MONUMENT EXPERIENCED STRONG GROWTH SINCE ITS CREATION IN 1987.

THE INCREASES IN POPULATION, JOBS, PERSONAL INCOME, AND PER CAPITA INCOME ALSO MIRROR OTHER WESTERN COUNTIES WITH NATIONAL MONUMENTS OR OTHER PROTECTED LANDS.

METHODOLOGY

This fact sheet is part of a series that assesses the economic performance of local communities that are adjacent to national monuments. The series examines national monuments in the eleven western continental states that are larger than 10,000 acres and were created in 1982 or later.

FOR MORE INFORMATION

Contact Ben Alexander,
Headwaters Economics
ben@headwaterseconomics.org
406-599-7423

Series: [The Economic Importance of National Monuments](#)

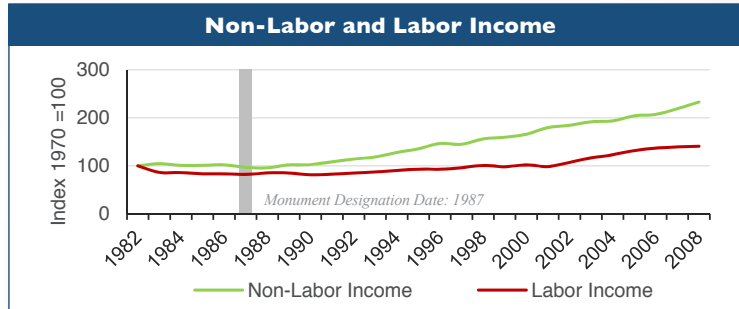
NON-LABOR INCOME GROWS FASTEST

One of the largest and fastest growing sources of new personal income in Cibola County is non-labor income, which is made up of investment income such as dividends, interest and rent, and government transfer payments such as Social Security and Medicare.

For people with investment income and many retirees, protected public lands and recreation provide important aspects of a high quality of life. Non-labor income already represents more than a third of all personal income in the West—and will grow as the Baby Boomer generation retires.⁷

From 1987 to 2008, in Cibola County:

- Non-labor income grew from \$106 million to \$257 million, a 140% increase
- As a result, in 2008 non-labor income made up 37% of total personal income



TRADITIONAL JOBS HOLD STEADY

Before the monument's creation, commodity industries (agriculture, mining, timber) in Cibola County were small relative to the overall economy. These industries remain part of the county's economy today.

In 2008, in Cibola County:

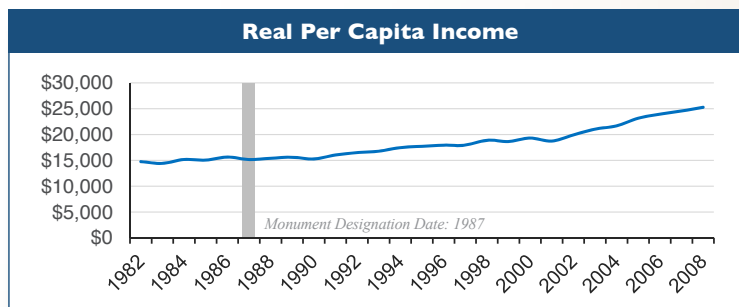
- Agriculture accounted for 3% of total employment
- Mining accounted for 3% of total private employment
- Timber accounted for 1% of total private employment

PROSPERITY ON THE RISE

As the economy has grown since designation of the El Malpais National Monument, per capita income has risen as well. This indicates growing prosperity in the region.

From 1987 to 2008, in Cibola County:

- Real per capita income grew from \$15,163 to \$25,290, a 67% increase



1 Lorah, P., R. Southwick, et al. 2003. Environmental Protection, Population Change, and Economic Development in the Rural Western United States. *Population and Environment* 24(3): 255-272. McGranahan, D. A. 1999. Natural Amenities Drive Rural Population Change. E. R. S. U.S. Department of Agriculture. Washington, D.C. Haas, W. H., W. J. Serow, et al. 2002. The Baby Boom, Amenity Retirement Migration, and Retirement Communities: Will the Golden Age of Retirement Continue? *Research on Aging* 24(1): 150-164.

2 Rasker, R. 2006. An Exploration into the Economic Impact of Industrial Development Versus Conservation on Western Public Lands. *Society & Natural Resources*, 19(3): 191-207.

3 Deller, S. C., T. H. Tsai, et al. 2001. The Role of Amenities and Quality of Life in Rural Economic Growth. *American Journal of Agricultural Economics* 83(2): 352-365.

4 All economic data comes from U.S. Department of Commerce. 2010. Bureau of Economic Analysis, Regional Economic Information System, Washington, D.C.; U.S. Department of Commerce. 2010. Census Bureau, County Business Patterns, Washington, D.C.

5 The U.S. Department of Commerce changed with way it classifies industries between 2000 and 2001. To show a continuous timeline for services and non-services employment we subtracted non-services jobs from total private employment to derive services jobs. The national recession from March-November 2001 also may account for short-term employment volatility around 2001.

6 Outdoor Industry Foundation. 2006. *The Active Outdoor Recreation Economy: A \$730 Billion Annual Contribution to the U.S. Economy.*

7 Frey, W.H. 2006. *America's Regional Demographics in the '00 Decade: The Role of Seniors, Boomers and New Minorities.* The Brookings Institution, Washington, D.C.